


USC Viterbi
School of Engineering



Semi-Automatically Mapping Structured Sources into the Semantic Web

**Craig A. Knoblock,
Pedro Szekely, Jose Luis Ambite, Aman Goel, Shubham Gupta,
Kristina Lerman, Maria Muslea, and Mohsen Taheriyani**
University of Southern California

Parag Mallick
Stanford University

USC

- **Ultimate goal of the Semantic Web:**
 - provide access to data
 - under clear semantics
 - to facilitate seamless data integration
 - **Linked Open Data publishing large amounts of data**
 - but few detailed semantic descriptions
 - little ontology reuse
 - **Challenge: empower users to *easily* map and publish data with respect to desired ontologies**
 - automate process as much as possible
 - user corrects system interactively by demonstration
- USC (no programming)

Motivating Example: Sources

Integrate data from the Allen Brain Atlas (ABA) with standard neuroscience data sources [Bizer & Cyganiak, 2006]

UniProt, KEGG Pathway, PharmGKB, Linking Open Drug Data, ...

probe_id	probe_name	gene_id	gene_symbol	gene_name	entrez_id	chromosome
1058685	A_23_P20713	729	C8G	complement com	733	9
1058684	CUST_15185_P141	731	C9	complement com	735	5

ENTRY	NAME	DESCRIPTION	DISEASE	DRUG	GENE
map00010	Glycolysis /	Glycolysis is the	H00071		
map00020	Citrate cycle (TCA cycle)	The citrate cycle	H00073		

Entity1_id	Entity1_name	Entity2_id	Entity2_name	Relationship
ma PA446850	Blindness, Cortical	PA446850	Blindness, Cortical	PMID:18945600
ma PA446858	Neurodegenerative	PA446858	Neurodegenerative	PMID:18945600,PM

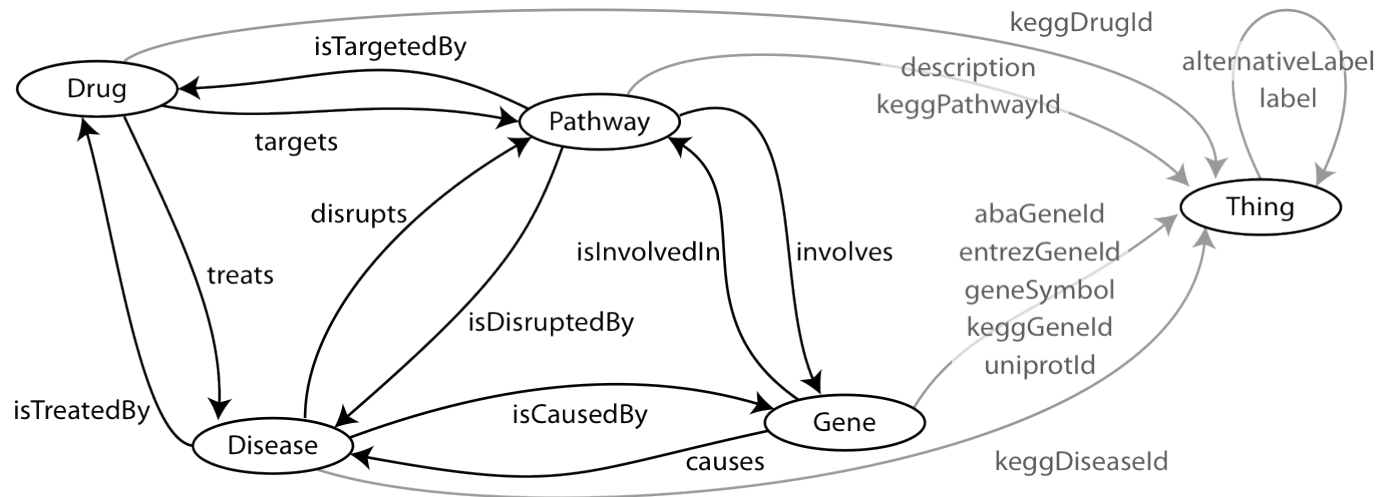
PharmGKB Accession Id	Name	Alternate Names	Type	Cross References	SMILES	External Vocabulary
PA10390	sulfonamides, urea derivatives		Drug Class			ATC:A10BB(Sulfonamides,
PA449509	estrogens		Drug Class			ATC:G03C(Estrogens),ATC

Entity1_id	Entity1_name	Entity2_id	Entity2_name	Relationship
PA55 APOE		PA446850	Blindness, Cortical	PMID:9804125
PA55 APOE		PA443970	Dystonia	PMID:9804125

PharmGKB Accession Id	Entrez Id	Ensembl Id	UniProt Id	Name	Symbol	Alternate Names	Alternate Symbols
PA117	1312		P21964	catechol-O-	COMT	OTTHUMP00000197750,"OTTHUMP0000019	

Accession_Id	Name	Gene_Accession_Id	Gene_Name	Drug_Accession_Id	Drug_Name	Disease_Accession_Id	Disease_Name
PA2039	Methotrexate Pat	PA267	ABCB1	PA452621	antineoplastic	PA443434	Arthritis, Rheuma
PA2040	Thiopurine Pathw	PA397	ABCC4	PA452621	antineoplastic	PA446116	Inflammatory Bo
PA145011108	Statin Pathway (P	PA267	ABCB1	PA448500	atorvastatin	PA443635	Cardiovascular Di
PA145011115	Phenytoin Pathw	PA27093	CYP1A2	PA450947	phenytoin	PA444065	Epilepsy
PA164713560	il22 soluble recep	PA29779	IL10RA				
PA164713561	alpha-synuclein a	PA32942	PARK2				
PA164713575	endocytotic role	PA24852	AP2A1	PA164743471	adenosine triphosphate		

Motivating Example: Ontology



Accession_Id	Name	Gene_Accession_Id	Gene_Name	Drug_Accession_Id	Drug_Name	Disease_Accession_Id	Disease_Name
PA2039	Methotrexate Pat	PA267	ABCB1	PA452621	antineoplastic	PA443434	Arthritis, Rheuma
PA2040	Thiopurine Pathw	PA397	ABCC4	PA452621	antineoplastic	PA446116	Inflammatory Bo
PA145011108	Statin Pathway (P	PA267	ABCB1	PA448500	atorvastatin	PA443635	Cardiovascular Di
PA145011115	Phenytoin Pathwa	PA27093	CYP1A2	PA450947	phenytoin	PA444065	Epilepsy
PA164713560	il22 soluble recep	PA29779	IL10RA				
PA164713561	alpha-synuclein a	PA32942	PARK2				
PA164713575	endocytotic role	PA24852	AP2A1	PA164743471	adenosine triphosphate		
PA154422660	Bicarbonate	PA26266	GDC42				

- Challenge:**

- Create formal mappings from each of the sources into a shared ontology
- Use the mappings to create RDF

Motivating Example: Formal Mapping

Accession_Id	Name	Gene_Accession_Id	Gene_Name	Drug_Accession_Id	Drug_Name	Disease_Accession_Id	Disease_Name
PA2039	Methotrexate Pathway	PA267	ABCB1	PA452621	antineoplastic	PA443434	Arthritis, Rheumatoid
PA2040	Thiopurine Pathway	PA397	ABCC4	PA452621	antineoplastic	PA446116	Inflammatory Bowel Disease
PA145011108	Statin Pathway (P)	PA267	ABCB1	PA448500	atorvastatin	PA443635	Cardiovascular Disease
PA145011115	Phenytoin Pathway	PA27093	CYP1A2	PA450947	phenytoin	PA444065	Epilepsy
PA164713560	IL22 soluble receptor	PA29779	IL10RA				
PA164713561	alpha-synuclein aggregation	PA32942	PARK2				
PA164713575	endocytotic role	PA24852	AP2A1	PA164743471	adenosine triphosphate		
PA154422660	Bisphosphonate Pathway	PA26266	CDCA2				

PharmGKBPathways(PathwayId, Name, GeneId, GeneName, DrugId, DrugName, DiseaseId, DiseaseName) →

Pathway(uri(PathwayId)) ^ name(uri(PathwayId), Name) ^
 involves(uri(PathwayId), uri(GeneId)) ^
 Gene(uri(GeneId)) ^ geneSymbol(uri(GeneId), GeneName) ^
 isDisruptedBy(uri(PathwayId), uri(DiseaseId)) ^
 Disease(uri(DiseaseId)) ^ name(uri(DiseaseId), DiseaseName) ^
 isTargetedBy(uri(PathwayId), uri(DrugId)) ^
 Drug(uri(DrugId)) ^ name(uri(DrugId), DrugName)

Motivating Example: Publish Data in RDF wrt Ontology

Accession_Id	Name	Gene_Accession_Id	Gene_Name	Drug_Accession_Id	Drug_Name	Disease_Accession_Id	Disease_Name
PA2039	Methotrexate Pathway	PA267	ABCB1	PA452621	antineoplastic agents	PA443434	Arthritis, Rheumatoid
PA2040	Thiopurine Pathway	PA397	ABCC4	PA452621	antineoplastic agents	PA446116	Inflammatory Bowel Disease
PA145011108	Statin Pathway (P)	PA267	ABCB1	PA448500	atorvastatin	PA443635	Cardiovascular Disease
PA145011115	Phenytoin Pathway	PA27093	CYP1A2	PA450947	phenytoin	PA444065	Epilepsy
PA164713560	il22 soluble receptor	PA29779	IL10RA				
PA164713561	alpha-synuclein aggregation	PA32942	PARK2				
PA164713575	endocytotic role of	PA24852	AP2A1	PA164743471	adenosine triphosphate		
PA154422660	Bisphosphonate	PA26266	CDCA2				

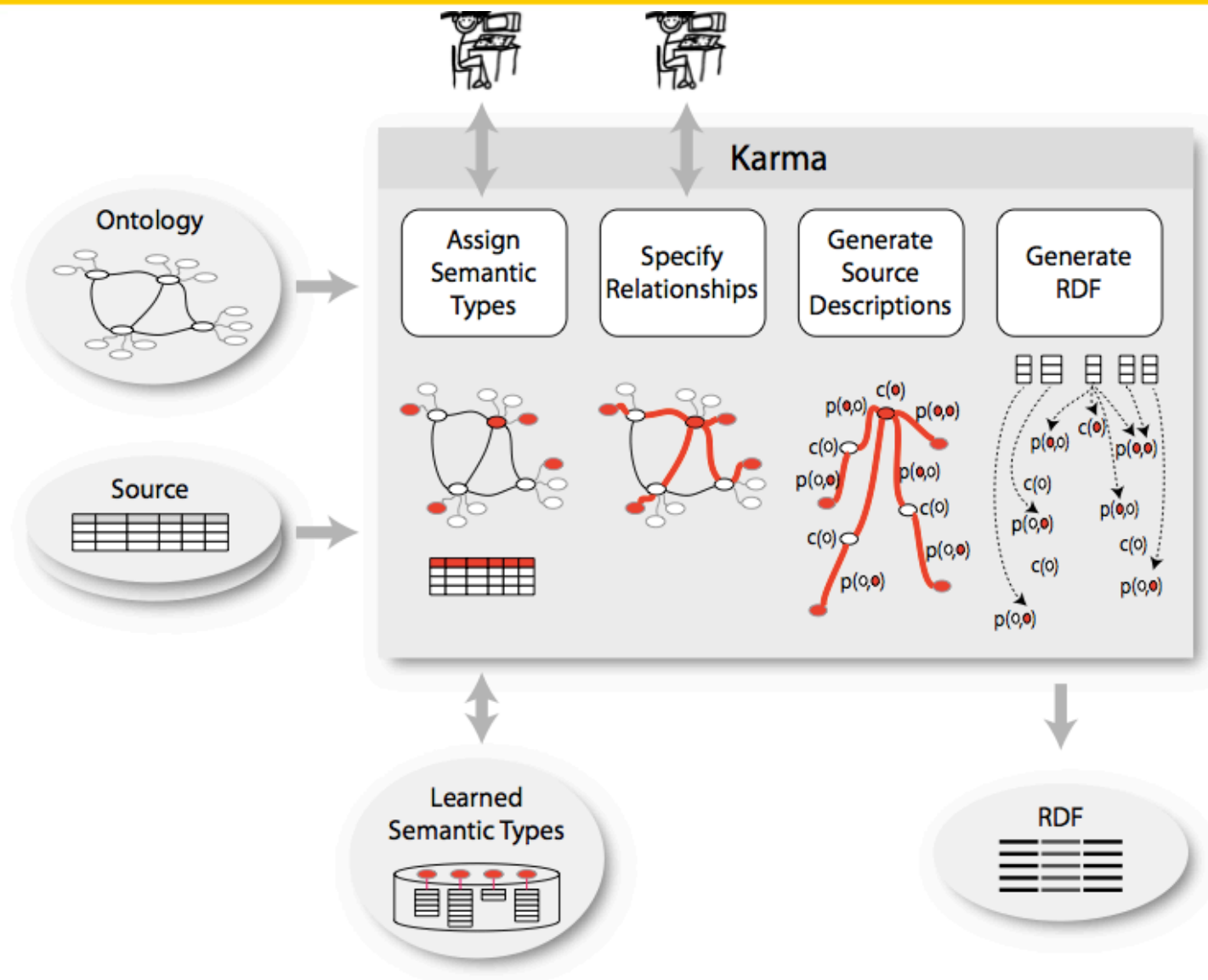
1, 2 3 4, 7, 8 9 5, 10, 11 12 6, 13, 14 15

```

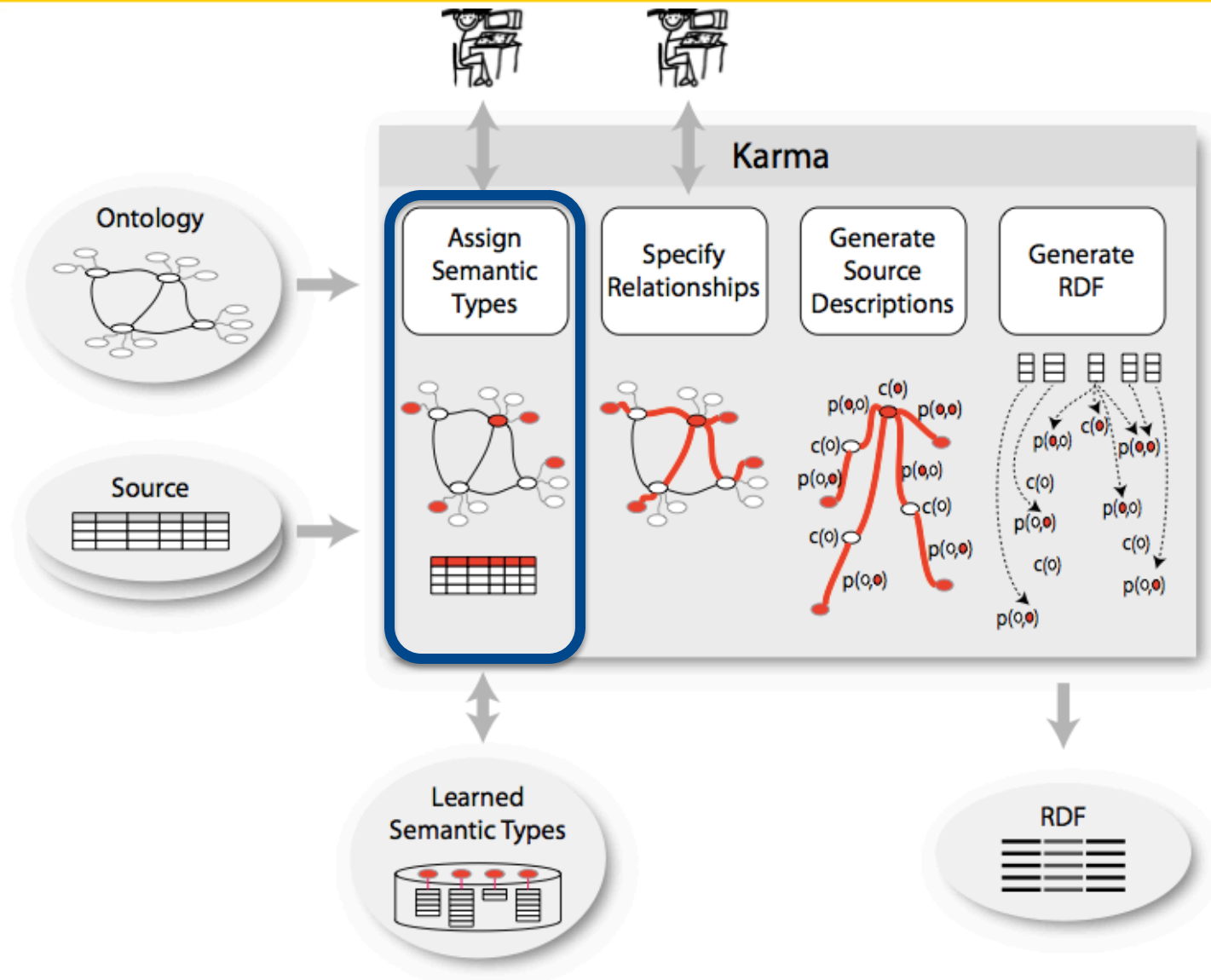
1.      :Pathway/Accession_Id/PA2039 a :Pathway;
2.      :Accession_Id "PA2039";
3.      :Label "Methotrexate Pathway";
4.      :Involves :Gene/Accession_Id/PA267;
5.      :IsTargetedBy :Drug/Accession_Id/PA452621 ;
6.      :IsDisruptedBy :Disease/Accession_Id/PA443434.
7.      :Gene/Accession_Id/PA267 a :Gene;
8.      :Accession_Id "PA267";
9.      :Label "ABCB1".
10.     :Drug/Accession_Id/PA452621 a :Drug;
11.     :Accession_Id "PA452621";
12.     :Label "antineoplastic agents".
13.     :Disease/Accession_Id/PA443434 a :Disease ;
14.     :Accession_Id "PA443434";
15.     :Label "Arthritis, Rheumatoid" .

```

Approach



Approach: Semantic Typing



Identify the Semantic Types: Problem Description

Given
some
columns

ACCESSION_ID	NAME	DRUG_ID	DRUG_NAME	GENE_ID	GENE_NAME	DISEASE_ID	DISEASE_NAME
PA2039	Methotrexate Pathway	PA452621	antineoplastic agents	PA267	ABCB1	PA443434	Arthritis, Rheumatoid
PA2040	Thiopurine Pathway	PA452621	antineoplastic agents	PA397	ABCC4	PA446116	Inflammatory Bowel Diseas...
PA145011108	Statin Pathway (PK)	PA448500	atorvastatin	PA267	ABCB1	PA443635	Cardiovascular Diseases
PA145011115	Phenytoin Pathway (PK)	PA450947	phenytoin	PA27093	CYP1A2	PA444065	Epilepsy
PA164713560	il22 soluble receptor sig...			PA29779	IL10RA		
PA164713561	alpha-synuclein and parki...			PA32942	PARK2		
PA164713575	endocytotic role of ndk ...	PA164743471	adenosine triphosphate	PA24852	AP2A1		

Predict
their
Semantic
Types

Pathway.PharmGKBpathwayId

Pathway.Label

Drug.PharmGKBGenelId

Drug.Label

Gene.PharmGKBGenelId

Gene.Symbol

Disease.PharmGKBDiseaseId

Disease.Label

Identify the Semantic Types: Problem Definition

- **Definitions:**

- Semantic types: $T = \{t_1, t_2, \dots\}$
- Column of values: $(n, \{v_1, v_2, \dots\})$
 - n : column name, v_i : value

- **Training phase:**

- Given labeled columns of data: $\{(n, \{v_1, v_2, \dots\})^1 \rightarrow t^1, \dots\}$
- Learn a labeling function, $\phi(n, v) \rightarrow \{p_1, p_2, \dots\}$
 - *Input: column name n , values v*
 - *Output: probability distribution $\{p_1, p_2, \dots\}$ over semantic types T*

- **Labeling phase:**

- Given an unlabeled column: $(n, \{v_1, v_2, \dots\})$
- Generate probability distribution for all values:
 - $\phi(n, v_i) \rightarrow \{p_{i,1}, p_{i,2}, p_{i,3}, \dots\}$
- Find probability distribution for column $\{p_{\text{col},1}, p_{\text{col},2}, p_{\text{col},3}, \dots\}$
 - $\sum_i \{p_{i,1}, p_{i,2}, p_{i,3}, \dots\} / N$, where N is number of values in the column
 - *Output semantic type with highest average likelihood*

Identify the Semantic Types: Training phase

- **Tokenize values in a given labeled column into pure alphabetic, numeric and symbol tokens**
- **Extract features from the tokens and the column name and associate them with column's semantic type**

Training Column:

ACCESSION_ID
PA2039
PA2040
PA145011108
PA145011115
PA164713560
PA164713561
PA164713575

Associate features with the Semantic Type

ColumnNameHasTokenAccession
 ColumnNameHasTokenId
 ValueHasTwoTokens
 ValueHasUpperCaseAlphabeticToken
 ValueHasAlphabeticTokenPA
 ValueHas4DigitNumericToken
 ValueHas9DigitNumericToken
 ValueHasNumericTokenStartingWith2
 ValueHasNumericTokenStartingWith1

Use CRF model to learn feature weights

Trained CRF Model

Semantic Type:

Pathway.PharmGKBPathwayId

Identify the Semantic Types: Semantic Type Prediction

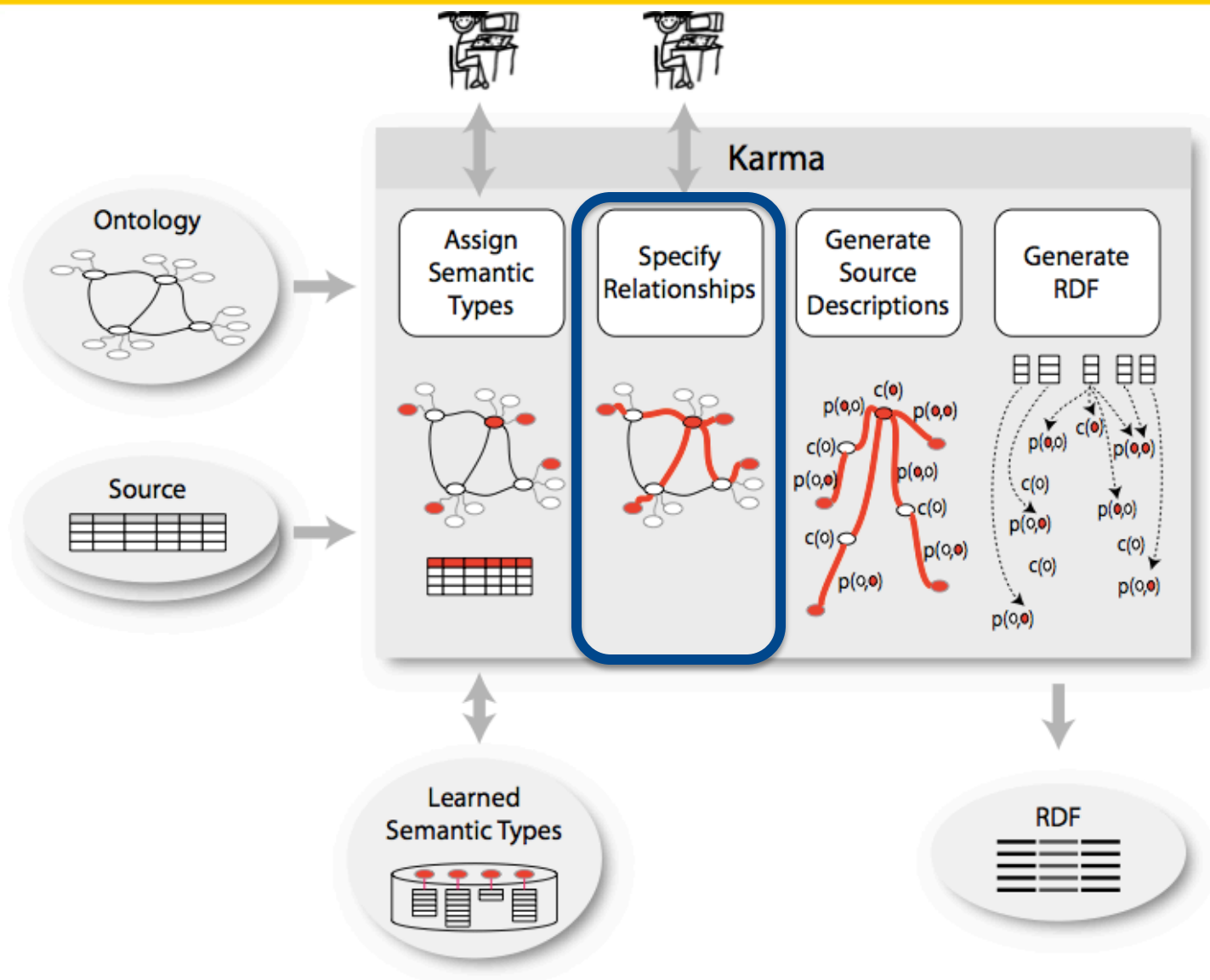
Given a new column of data, predict the semantic type for each value and then combine them to predict the overall semantic type

NAME	Pathway. Label	Pathway. PharmGKBPathwayId	Gene. Name
Methotrexate Pathway	1.0	0.0	0.0
Thiopurine Pathway	1.0	0.0	0.0
Statin Pathway (PK)	1.0	0.0	0.0
Phenytoin Pathway (PK)	1.0	0.0	0.0
il22 soluble receptor sig...	0.8	0.0	0.2
alpha-synuclein and parki...		...	
endocytotic role of ndk ...			
Overall	<u>0.93</u>	0.0	0.7

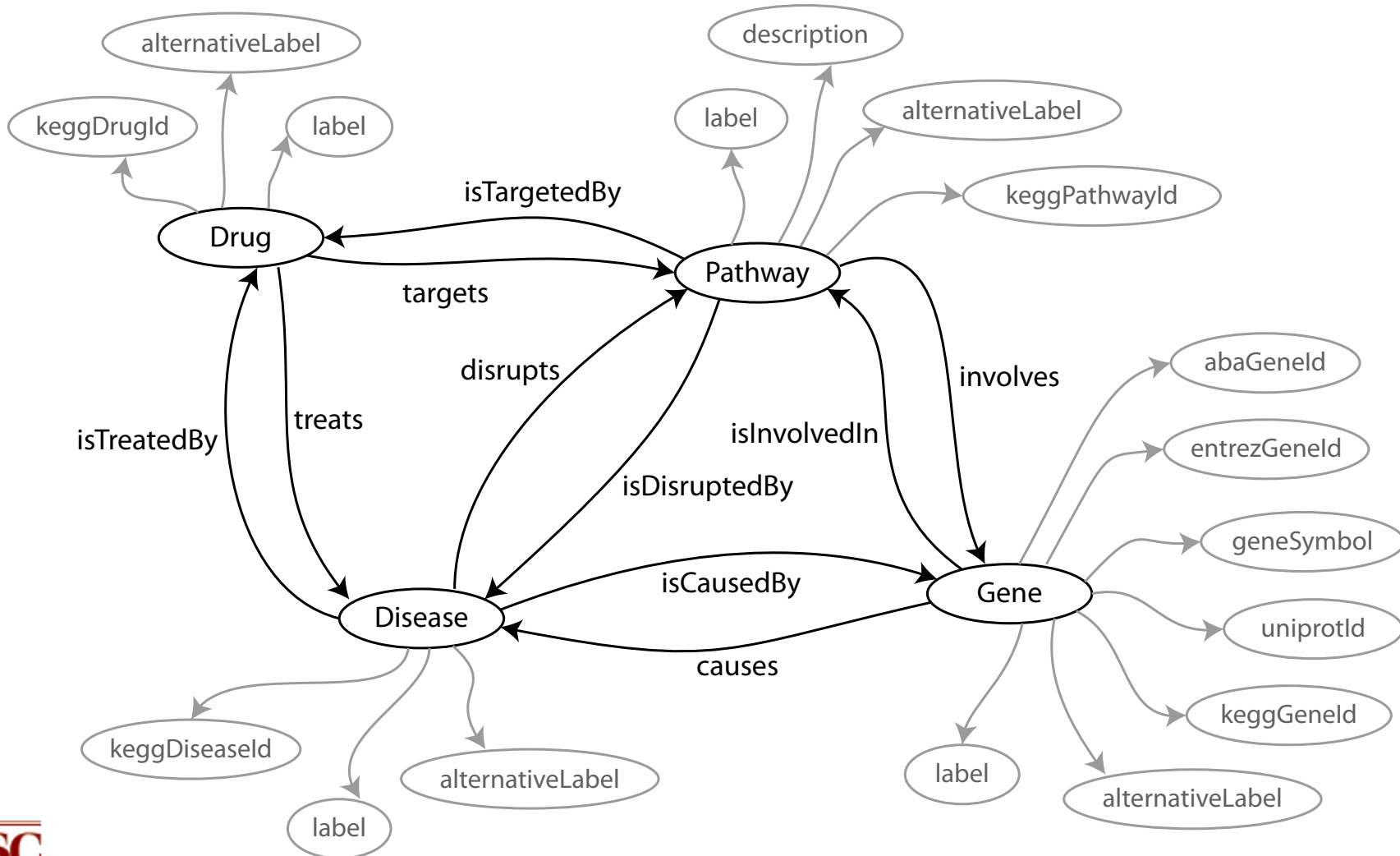


Predicted semantic type for the column

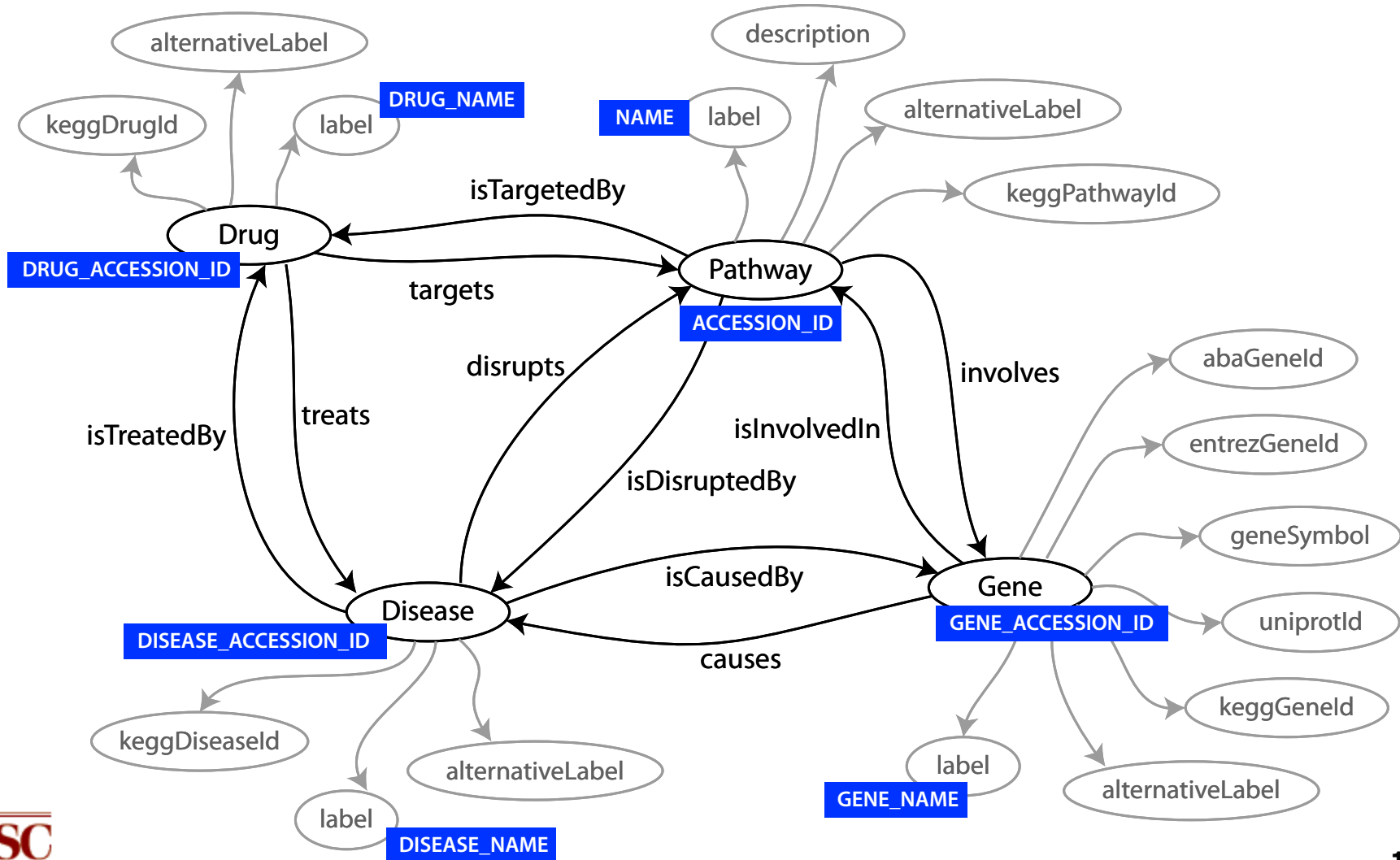
Overall Approach



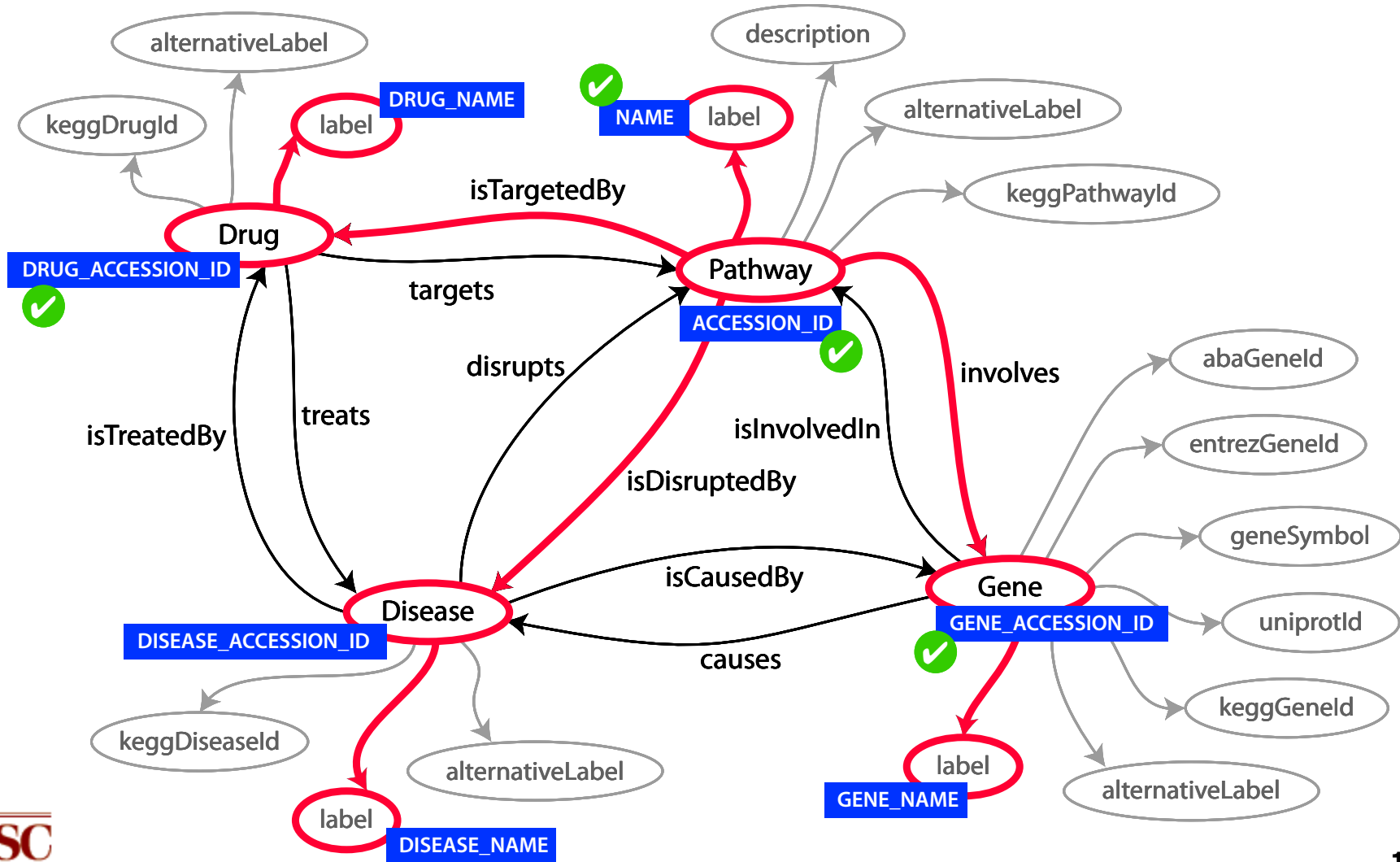
Build an Ontology Graph



Semantic Types Used to Construct Ontology Graph



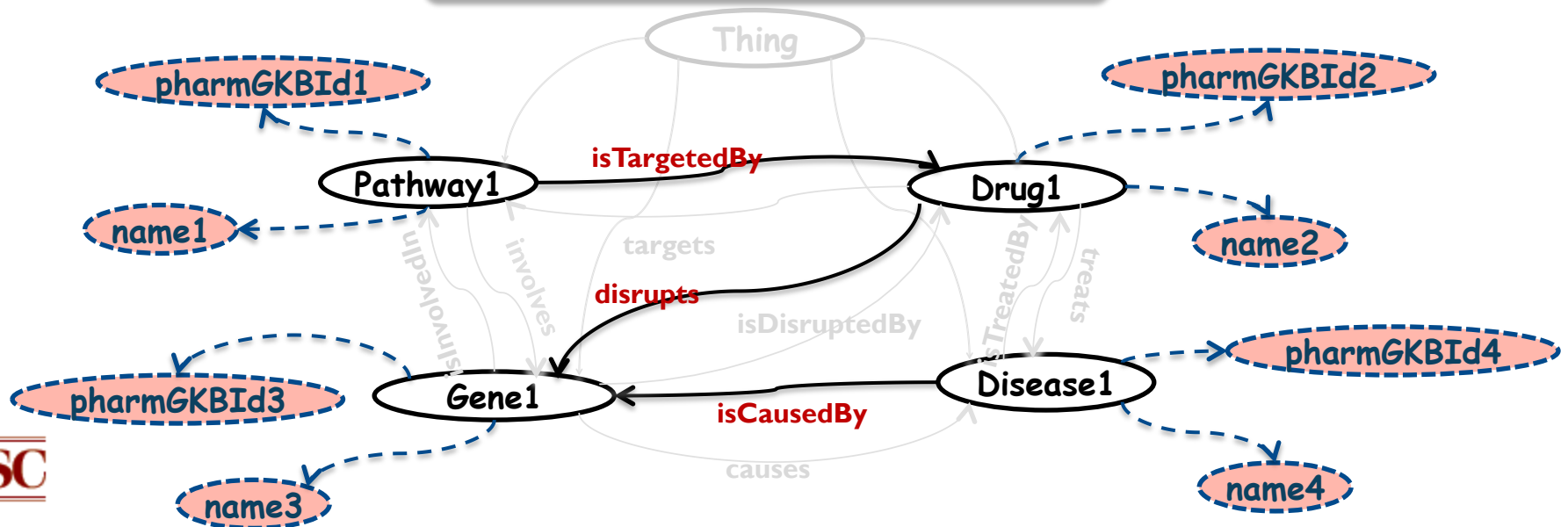
Infer Relationships Connecting Source Types within Ontology Graph



Computing the Minimal Tree

- **Steiner minimal tree (SMT) - General Steiner Tree**
 - $G=(V,E)$, $S \subset V$, $c: E \rightarrow \mathfrak{R}$
 - Shortest network connecting vertices of T
- **Approximation Alg. [Kou & Markowsky, 1981]**
 - $O(|V|^2|S|)$, Approximation Ratio: less than 2

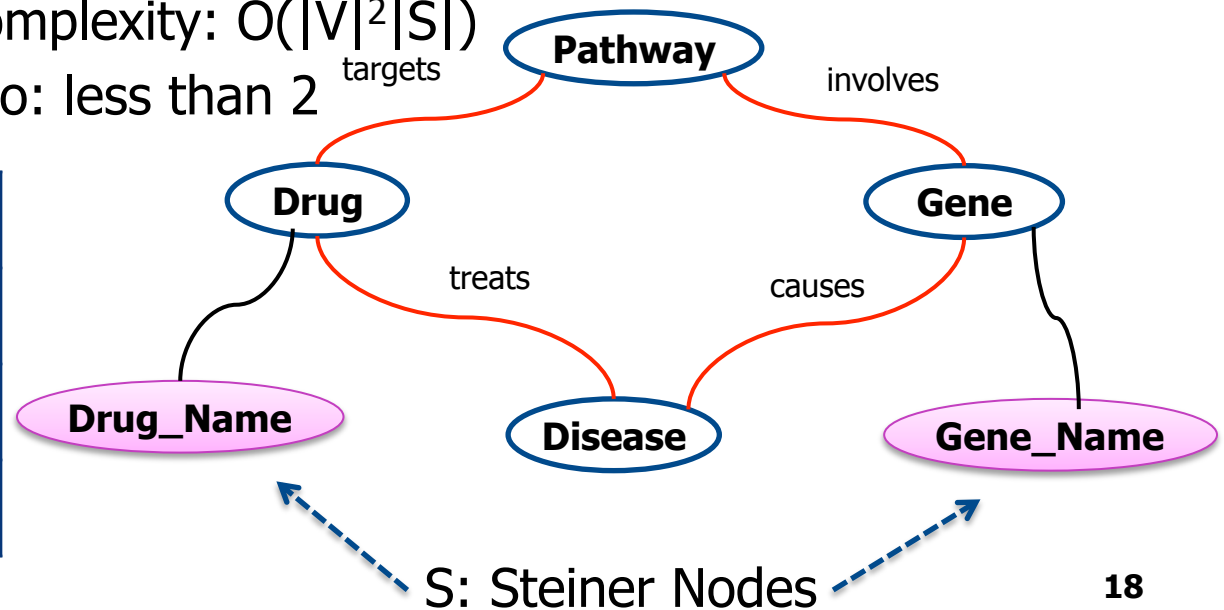
Steiner Nodes: Semantic Types



Inferring the Relationships

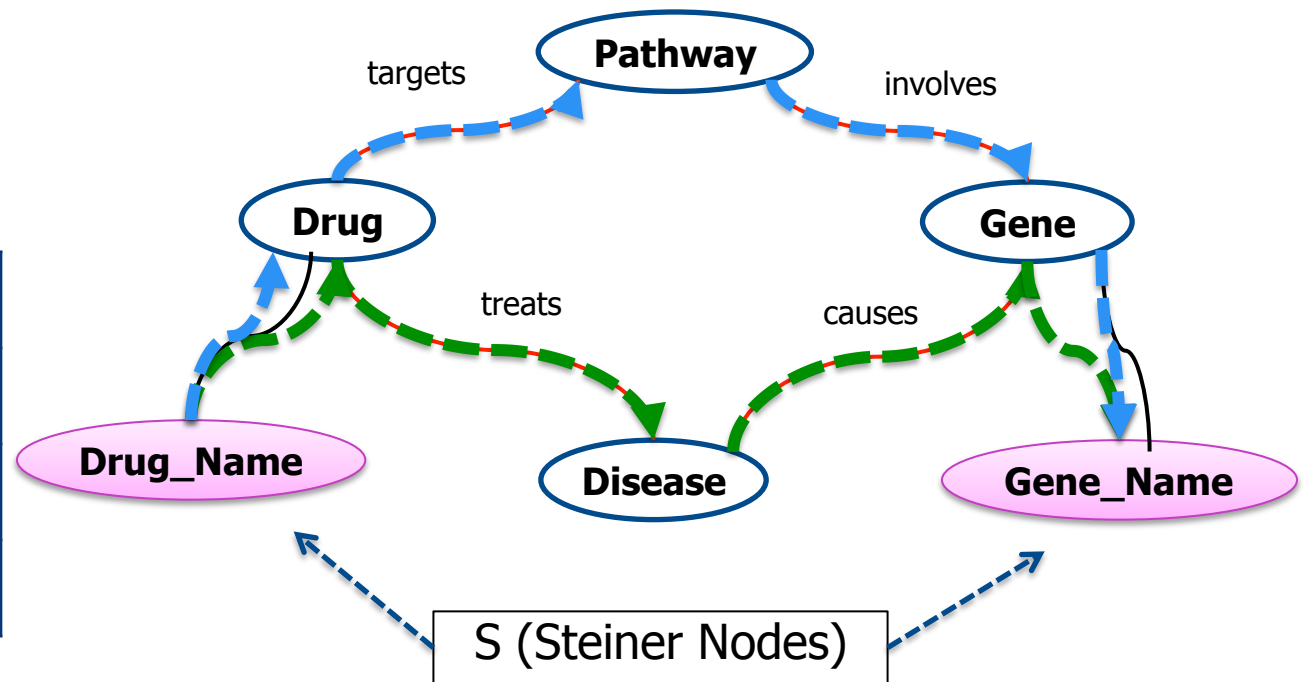
- **Search for minimal explanation (source description)**
- **Steiner tree connecting semantic types over ontology graph**
 - Given graph $G=(V,E)$, nodes $S \subset V$, cost $c: E \rightarrow \mathfrak{R}$
 - Find a tree of G that spans S with minimal total cost
 - Unfortunately, NP-complete
- **Approximation Algorithm [KMB, 1981]**
 - Worst-case time complexity: $O(|V|^2|S|)$
 - Approximation Ratio: less than 2

Drug_Name	Gene_Name
Antineoplastic	ABCB1
Antineoplastic	ABCC4
Atorvastatin	ABCB1

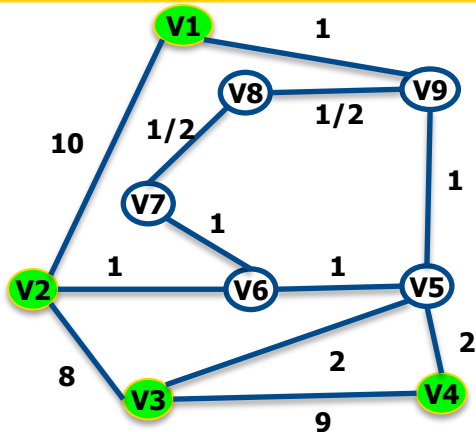


- **Search for minimal explanation (source description)**
- **Multiple explanations:**
 - Drug that targets pathway that involves gene (\dashrightarrow)
 - Drug that treats disease caused by gene (\dashrightarrow)

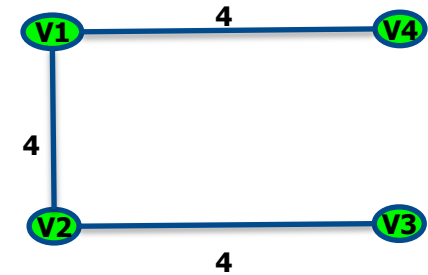
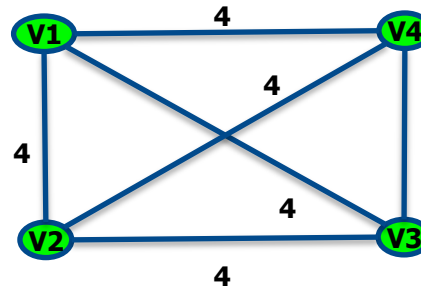
Drug_Name	Gene_Name
Antineoplastic	ABCB1
Antineoplastic	ABCC4
Atorvastatin	ABCB1



Steiner Tree Algorithm

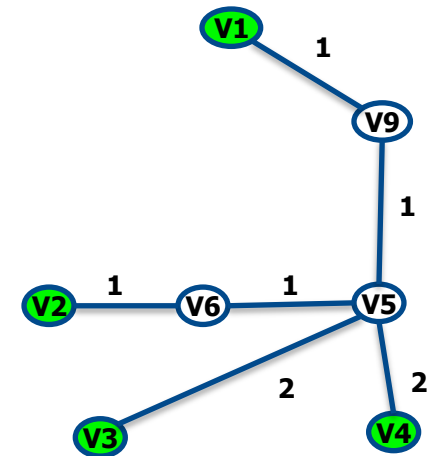
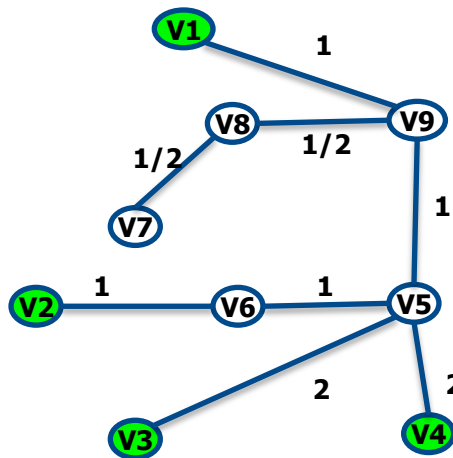
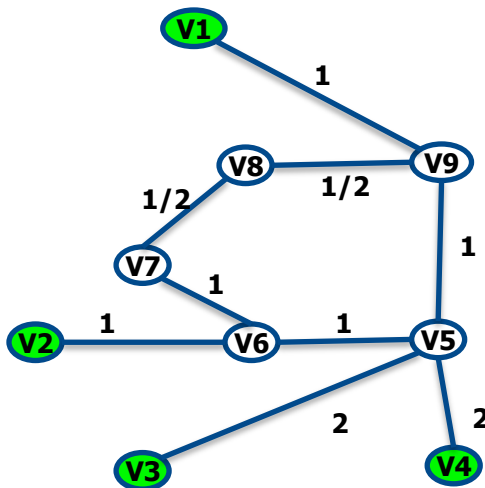


Steiner nodes: {V1, V2, V3, V4}



1. construct the complete graph (Nodes: Steiner Nodes, Links Weights: shortest path from each pair in original G)

2. Compute MST



5. remove extra links until all leaves are Steiner nodes

PharmGKBPathways

ACCESSION_ID	NAME	DRUG_ACCESSION_ID	DRUG_NAME	GENE_ACCESSION_ID	GENE_NAME	DISEASE_ACCESSION_ID	DISEASE_NAME
PA2039	Methotrexate Pathway	PA452621	antineoplastic agents	PA267	ABCB1	PA443434	Arthritis, Rheumatoid
PA2040	Thiopurine Pathway	PA452621	antineoplastic agents	PA397	ABCC4	PA446116	Inflammatory Bowel Diseases
PA145011108	Statin Pathway (PK)	PA448500	atorvastatin	PA267	ABCB1	PA443635	Cardiovascular Diseases
PA145011115	Phenytoin Pathway (PK)	PA450947	phenytoin	PA27093	CYP1A2	PA444065	Epilepsy
PA164713560	il22 soluble receptor signaling pathway ...			PA29779	IL10RA		
PA164713561	alpha-synuclein and parkin-mediated prot ...			PA32942	PARK2		
PA164713575	endocytotic role of ndk phosphins and d ...	PA164743471	adenosine triphosphate	PA24852	AP2A1		
PA154423660	Bisphosphonate Pathway			PA26266	CDC42		
PA2025	Etoposide Pathway			PA267	ABCB1	PA443560	Breast Neoplasms
PA2027	Glucocorticoid and Inflammatory genes Pa ...	PA448681	budesonide	PA26866	CREBBP		

Show: 10 20 50 records Previous Next

PharmGKBPathways

Add Parent

Disease

disrupts

Pathway

isCausedBy

isTargetedBy

Drug

Gene

pharmGKBId

name

pharmGKBId

name

pharmGKBId

name

pharmGKBId

name

ACCESSION_ID	NAME	DRUG_ACCESSION_ID	DRUG_NAME	GENE_ACCESSION_ID	GENE_NAME	DISEASE_ACCESSION_ID	DISEASE_NAME
PA2039	Methotrexate Pathway	PA452621	antineoplastic agents	PA267	ABCB1	PA443434	Arthritis, Rheumatoid
PA2040	Thiopurine Pathway	PA452621	antineoplastic agents	PA397	ABCC4	PA446116	Inflammatory Bowel Diseases
PA145011108	Statin Pathway (PK)	PA448500	atorvastatin	PA267	ABCB1	PA443635	Cardiovascular Diseases
PA145011115	Phenytoin Pathway (PK)	PA450947	phenytoin	PA27093	CYP1A2	PA444065	Epilepsy
PA164713560	il22 soluble receptor signaling pathway ...			PA29779	IL10RA		
PA164713561	alpha-synuclein and parkin-mediated prot ...			PA32942	PARK2		
PA164713575	endocytotic role of ndk phosphins and d ...	PA164743471	adenosine triphosphate	PA24852	AP2A1		
PA154423660	Bisphosphonate Pathway			PA26266	CDC42		
PA2025	Etoposide Pathway			PA267	ABCB1	PA443560	Breast Neoplasms
PA2027	Glucocorticoid and Inflammatory genes Pa ...	PA448681	budesonide	PA26866	CREBBP		

Show: 10 20 50 records

Previous Next

PharmGKBPathways

Add Parent
↓
Disease

disrupts
↓
Pathway

isCausedBy
↓
Gene

pharmGKBId
↓
Pathway

name
↓
Pathway

isTargetedBy
↓
Drug

pharmGKBId
↓
Drug

name
↓
Drug

pharmGKBId
↓
Gene

name
↓
Gene

pharmGKBId
↓
Disease

name
↓
Disease

ACCESSION_ID	NAME	DRUG_ACCESSION_ID	DRUG_NAME	GENE_ACCESSION_ID	GENE_NAME	DISEASE_ACCESSION_ID	DISEASE_NAME
PA2039	Methotrexate Pathway	PA452621	antineoplastic agents	PA267	ABCB1		Arthritis
PA2040	Thiopurine Pathway	PA452621	antineoplastic agents	PA397	ABCC4		
PA145011108	Statin Pathway (PK)	PA448500	atorvastatin	PA267	ABCB1	PA443560	Diseases
PA145011115	Phenytoin Pathway (PK)	PA450947	phenytoin	PA27093	CYP1A2	PA444065	Epilepsy
PA164713560	il22 soluble receptor signaling pathway ...			PA29779	IL10RA		
PA164713561	alpha-synuclein and parkin-mediated prot ...			PA32942	PARK2		
PA164713575	endocytotic role of ndk phosphins and d ...	PA164743471	adenosine triphosphate	PA24852	AP2A1		
PA154423660	Bisphosphonate Pathway			PA26266	CDC42		
PA2025	Etoposide Pathway			PA267	ABCB1	PA443560	Breast Neoplasms
PA2027	Glucocorticoid and Inflammatory genes Pa ...	PA448681	budesonide	PA26866	CREBBP		

Show: 10 20 50 records
Previous Next

Source Attributes

PharmGKBPathways

Add Parent

Disease

Pathway

Drug

Gene

pharmGKBId

name

pharmGKBId

name

pharmGKBId

name

pharmGKBId

name

ACCESSION_ID	NAME	DRUG_ACCESSION_ID	DRUG_NAME	GENE_ACCESSION_ID	GENE_NAME	DISEASE_ACCESSION_ID	DISEASE_NAME
PA2039	Methotrexate Pathway	PA432621	antineoplastic agents	PA267	ABCB1		Arthritis
PA2040	Thiopurine Pathway	PA452621	antineoplastic agents	PA397	ABCC4		
PA145011108	Statin Pathway (PK)	PA448500	atorvastatin	PA267	ABCB1		
PA145011115	Phenytoin Pathway (PK)	PA450947	phenytoin	PA27093	CYP1A2		
PA164713560	il22 soluble receptor signaling pathway ...			PA29779	IL10RA		
PA164713561	alpha-synuclein and parkin-mediated prot ...			PA32942	PARK2		
PA164713575	endocytotic role of ndk phosphins and d ...	PA164743471	adenosine triphosphate	PA24852	AP2A1		
PA154423660	Bisphosphonate Pathway			PA26266	CDC42		
PA2025	Etoposide Pathway			PA267	ABCB1	PA443560	Breast Neoplasms
PA2027	Glucocorticoid and Inflammatory genes Pa ...	PA448681	budesonide	PA26866	CREBBP		

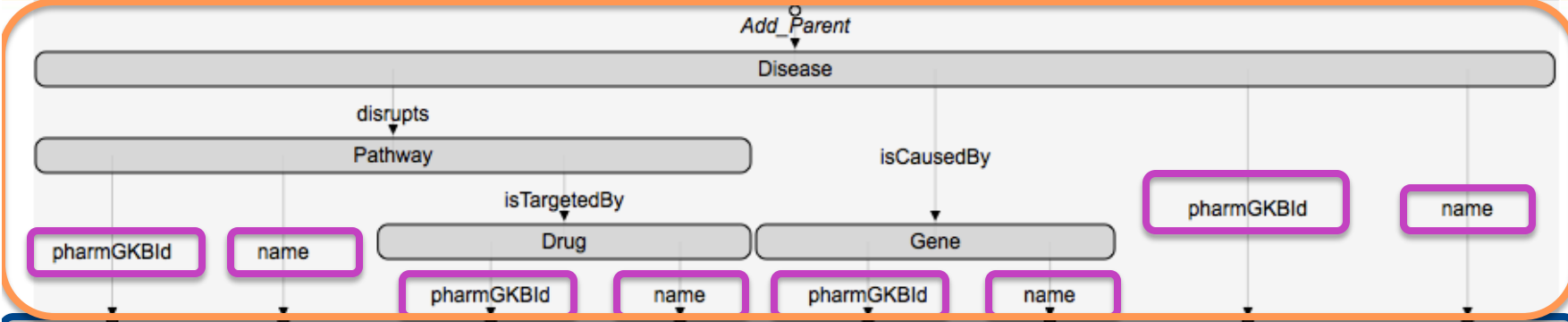
Show: 10 20 50 records

Previous Next

Source Attributes

Semantic Types

PharmGKBPathways



ACCESSION_ID	NAME	DRUG_ACCESSION_ID	DRUG_NAME	GENE_ACCESSION_ID	GENE_NAME	DISEASE_ACCESSION_ID	DISEASE_NAME
PA2039	Methotrexate Pathway	PA432621	antineoplastic agents	PA267	ABCB1		Arthritis
PA2040	Thiopurine Pathway	PA452621	antineoplastic agents	PA397	ABCC4		
PA145011108	Statin Pathway (PK)	PA448500	atorvastatin	PA267	ABCB1		
PA145011115	Phenytoin Pathway (PK)	PA450947	phenytoin	PA27093	CYP1A2		
PA164713560	il22 soluble receptor signaling pathway ...			PA29779	IL10RA		
PA164713561	alpha-synuclein and parkin-mediated prot ...			PA32942	PARK2		
PA164713575	endocytotic role of ndk phosphins and d ...	PA164743471	adenosine triphosphate	PA24852	AP2A1		
PA154423660	Bisphosphonate Pathway			PA26266	CDC42		
PA2025	Etoposide Pathway			PA267	ABCB1	PA443560	Breast Neoplasms
PA2027	Glucocorticoid and Inflammatory genes Pa ...	PA448681	budesonide	PA26866	CREBBP		

Show: 10 20 50 records Previous Next

Source Attributes

Semantic Types

Source Description
(Steiner tree)

User Correction of Semantic Type



PharmGKBPathways

Add Parent

Pathway

isDisruptedBy

Disease

isTreatedBy

Drug1

Drug2

Gene

causes

pharmGKBId

name

ACCESSION_ID	NAME	DRUG_ACCESSION_ID	DRUG_NAME	GENE_ACCESSION_ID	GENE_NAME
PA2039	Methotrexate Pathway	PA452621	antineoplastic agents	PA2039	...
PA2040	Thiopurine Pathway	PA452621	antineoplastic agents	PA39...	...
PA145011108	Statin Pathway (PK)	PA448500	atorvastatin	PA26...	...
PA145011115	Phenytoin Pathway (PK)	PA450947	phenytoin	PA270...	...
PA164713560	il22 soluble receptor signaling pathway ...			PA29...	...
PA164713561	alpha-synuclein and parkin-mediated prot ...			PA329...	...
PA164713575	endocytotic role of ndk phosphins and d ...	PA164743471	adenosine triphosphate	PA24...	...
PA154423660	Bisphosphonate Pathway			PA26...	...
PA2025	Etoposide Pathway			PA26...	...
PA2027	Glucocorticoid and Inflammatory genes Pa ...	PA448681	budesonide	PA26866	CREBBP

Semantic types:

Primary

pharmGKBId of Drug Edit

name of Gene Edit (CRF Suggested)

pharmGKBId of Disease Edit (CRF Suggested)

pharmGKBId of Gene Edit (CRF Suggested)

Add synonym semantic type

Mark as key for the class.

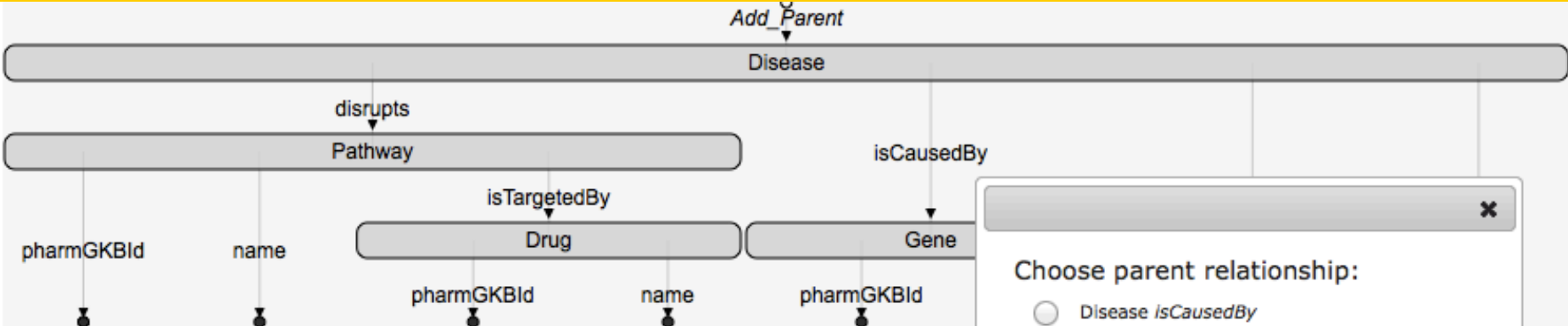
Cancel Submit

Show: 10 20 50 records

Previous Next

User Corrects Model

Add Parent



ACCESSION_ID	NAME	DRUG_ACCESSION_ID	DRUG_NAME	GENE_ACCESSION_ID			
PA2039	Methotrexate Pathway	PA452621	antineoplastic agents	PA267			
PA2040	Thiopurine Pathway	PA452621	antineoplastic agents	PA397			
PA145011108	Statin Pathway (PK)	PA448500	atorvastatin	PA267			
PA145011115	Phenytoin Pathway (PK)	PA450947	phenytoin	PA27093			
PA164713560	il22 soluble receptor signaling pathway ...			PA29779			
PA164713561	alpha-synuclein and parkin-mediated prot ...			PA32942			
PA164713575	endocytotic role of ndk phosphins and d ...	PA164743471	adenosine triphosphate	PA24852	AP2A1		
PA154423660	Bisphosphonate Pathway			PA26266	CDC42		
PA2025	Etoposide Pathway			PA267	ABCB1	PA443560	Breast Neoplasms
PA2027	Glucocorticoid and Inflammatory genes Pa ...	PA448681	budesonide	PA26866	CREBBP		

Choose parent relationship:

Disease *isCausedBy*

Pathway *involves* Duplicate

Top *hasSubClass*

Cancel Submit

PharmGKBPathways

Add Parent

Pathway

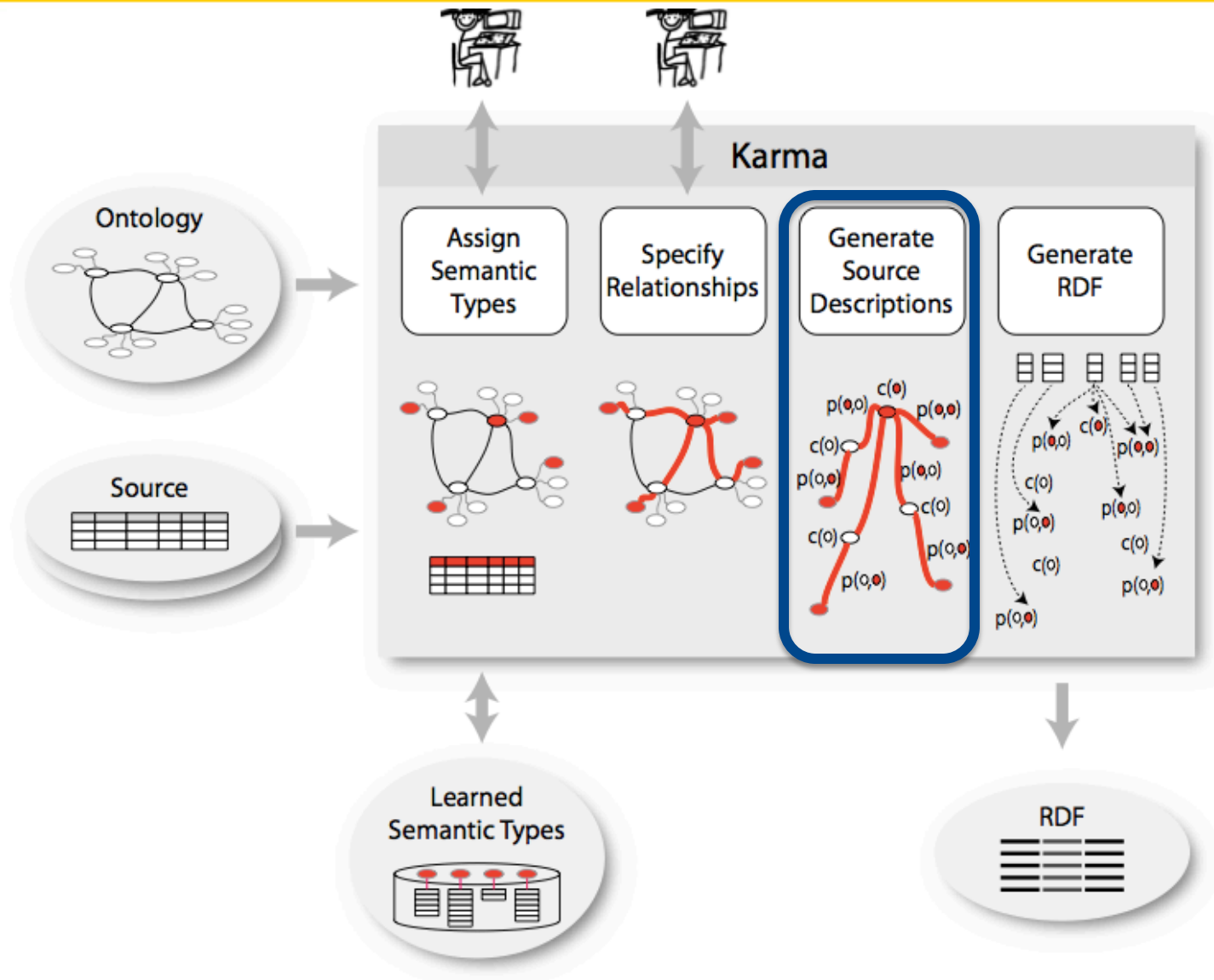
isTargetedBy involves isDisruptedBy

pharmGKBId name Drug Gene Disease

pharmGKBId name pharmGKBId name pharmGKBId name

ACCESSION_ID	NAME	DRUG_ACCESSION_ID	DRUG_NAME	GENE_ACCESSION_ID	GENE_NAME	DISEASE_ACCESSION_ID	DISEASE_NAME
PA2039	Methotrexate Pathway	PA452621	antineoplastic agents	PA267	ABCB1	PA443434	Arthritis, Rheumatoid
PA2040	Thiopurine Pathway	PA452621	antineoplastic agents	PA397	ABCC4	PA446116	Inflammatory Bowel Diseases
PA145011108	Statin Pathway (PK)	PA448500	atorvastatin	PA267	ABCB1	PA443635	Cardiovascular Diseases
PA145011115	Phenytoin Pathway (PK)	PA450947	phenytoin	PA27093	CYP1A2	PA444065	Epilepsy
PA164713560	IL22 soluble receptor signaling pathway ...			PA29779	IL10RA		
PA164713561	alpha-synuclein and parkin-mediated prot ...			PA32942	PARK2		
PA164713575	endocytotic role of ndk phosphins and d ...	PA164743471	adenosine triphosphate	PA24852	AP2A1		
PA154423660	Bisphosphonate Pathway			PA26266	CDC42		
PA2025	Etoposide Pathway			PA267	ABCB1	PA443560	Breast Neoplasms
PA2027	Glucocorticoid and Inflammatory genes Pa ...	PA448681	budesonide	PA26866	CREBBP		

Approach: Generate Logical Schema Mappings



Generation of the Source Descriptions: Idea

- **From**
 - sources combined by the user in the interface, and
 - selected Steiner tree over the ontology
- **Construct**
 - GLAV rule (st-tgd): logical implication with conjunctive formulas in antecedent and consequent
 - Use function symbols to generate URIs (object IDs)

Uses of Source Descriptions

- **Data integration (e.g., [Halevy 2001])**
 - Answer queries under GLAV rules in mediator
- **Data exchange (e.g., [Arenas et al, 2010])**
 - Materialize RDF using the GLAV rules

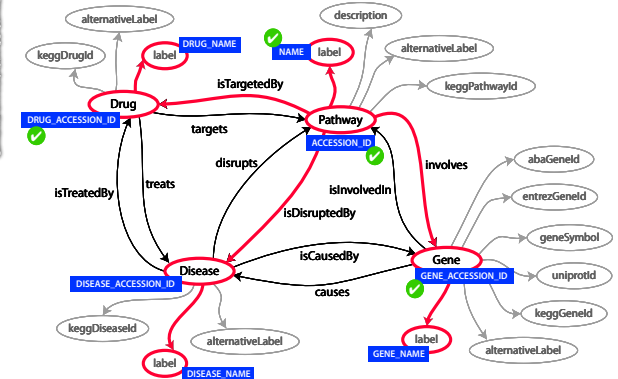
Generation of the Source Descriptions

- **From**
 - sources combined by the user in the interface, and
 - selected steiner tree over the ontology
- **Construct**
 - logical GLAV rule (st-tgd)

Name	Gene	Drug	Disease	Pathway
Methotrexate Pathway	PA267	PA452621	antimetabolite agents	PA441434
Theophylline Pathway	PA267	PA452621	antimetabolite agents	PA441434
Sutin Pathway (PK)	PA267	PA448500	antimetabolite agents	PA441434
Phenylethanolamine Pathway (PK)	PA27093	PA450947	antimetabolite agents	PA441434
β2 adrenergic receptor s...	PA29779			PA164713550
β1/α1-synuclein and p...	PA33942			PA164713551
endocrine role of rd...	PA24352	PA164743471	adenosine triphosphate	PA164713525
Bisphosphonate Pathway	PA26266			PA154423660
Etoposide Pathway	PA267			PA443560

+

=



PharmGKBPathways(NAME,ACCESSION_ID, GENE_ACCESSION_ID, DISEASE_NAME, GENE_NAME,DISEASE_ACCESSION_ID,DRUG_NAME,DRUG_ACCESSION_ID) →
 Pathway(uri(ACCESSION_ID)) ^ label(uri(ACCESSION_ID), NAME) ^
 involves(uri(ACCESSION_ID), uri(GENE_ACCESSION_ID)) ^
 isTargetedBy(uri(ACCESSION_ID), uri(DRUG_ACCESSION_ID)) ^
 isDisruptedBy(uri(ACCESSION_ID), uri(DISEASE_ACCESSION_ID)) ^
 Gene(uri(GENE_ACCESSION_ID)) ^ label(uri(GENE_ACCESSION_ID), GENE_NAME) ^
 Drug(uri(DRUG_ACCESSION_ID)) ^ label(uri(DRUG_ACCESSION_ID), DRUG_NAME) ^
 Disease(uri(DISEASE_ACCESSION_ID)) ^
 label(uri(DISEASE_ACCESSION_ID), DISEASE_NAME)

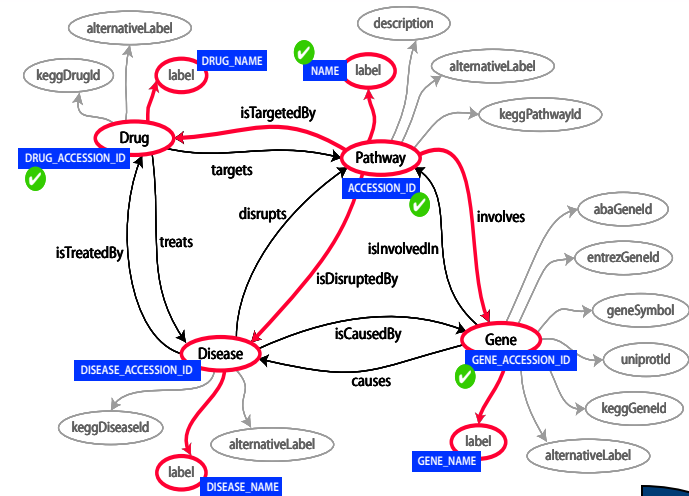
Node → Class (unary predicate)

Edge → binary predicate

- **Object property (class to class)**
- **Data property (class to literal)**

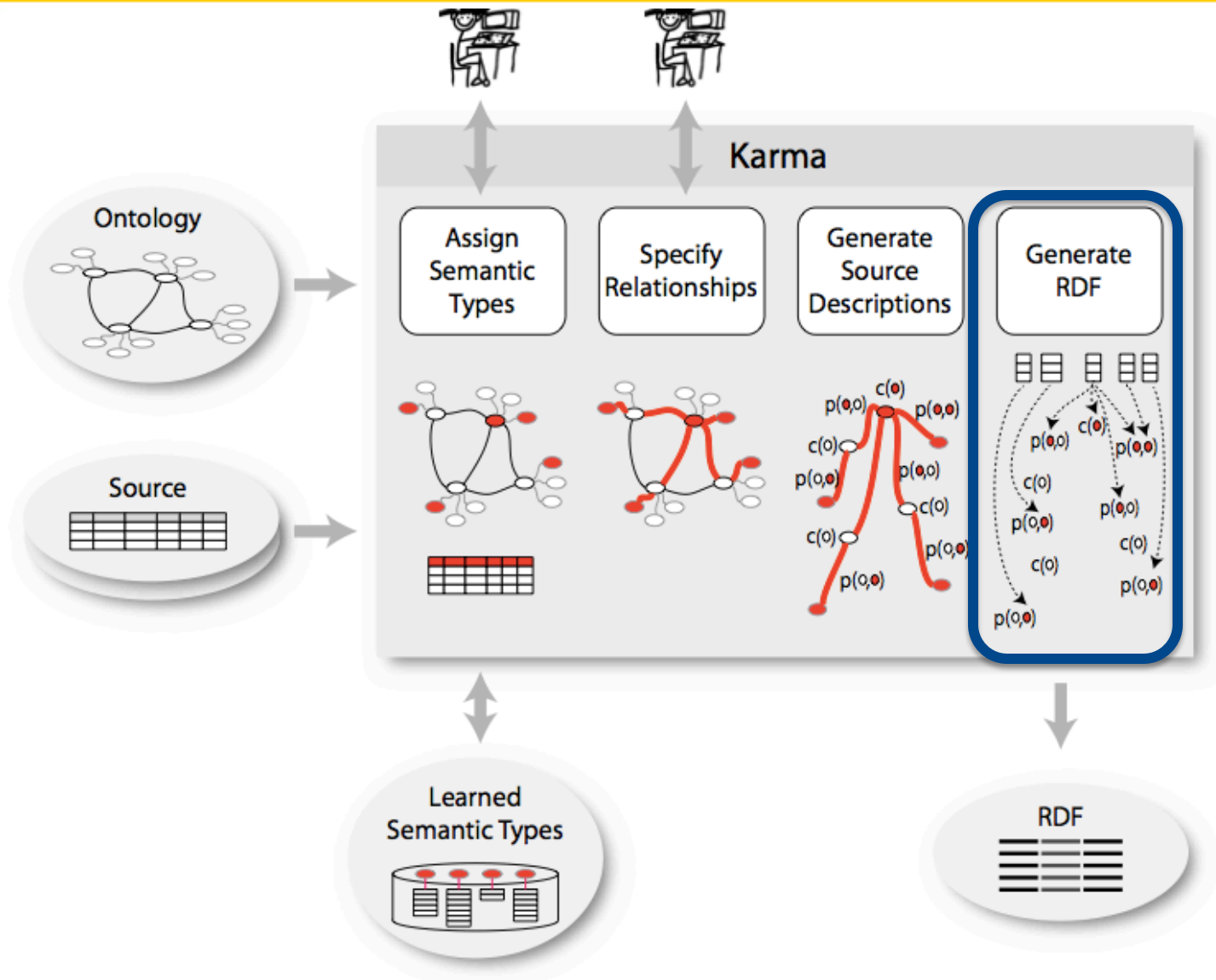
Use function symbols to create URIs:

- Pathway Accession ID = PA164713560
- **uri**(PA164713560) = http://www.semanticweb.org/ontologies/bio#Pathway_PA164713560



$\text{Pathway}(\text{uri}(\text{ACCESSION_ID})) \wedge \text{label}(\text{uri}(\text{ACCESSION_ID}), \text{NAME}) \wedge$
 $\text{involves}(\text{uri}(\text{ACCESSION_ID}), \text{uri}(\text{GENE_ACCESSION_ID})) \wedge$
 $\text{isTargetedBy}(\text{uri}(\text{ACCESSION_ID}), \text{uri}(\text{DRUG_ACCESSION_ID})) \wedge$
 $\text{isDisruptedBy}(\text{uri}(\text{ACCESSION_ID}), \text{uri}(\text{DISEASE_ACCESSION_ID})) \wedge$
 $\text{Gene}(\text{uri}(\text{GENE_ACCESSION_ID})) \wedge \text{label}(\text{uri}(\text{GENE_ACCESSION_ID}), \text{GENE_NAME}) \wedge$
 $\text{Drug}(\text{uri}(\text{DRUG_ACCESSION_ID})) \wedge \text{label}(\text{uri}(\text{DRUG_ACCESSION_ID}), \text{DRUG_NAME}) \wedge$
 $\text{Disease}(\text{uri}(\text{DISEASE_ACCESSION_ID})) \wedge$
 $\text{label}(\text{uri}(\text{DISEASE_ACCESSION_ID}), \text{DISEASE_NAME})$

Approach: Generate RDF



Input
Tuple

[Name:PhenytoinPathway(PK); Gene_Accession_ID:PA27093; Accession_Id:PA145011115;
Disease_Name:Epilepsy; Gene_Name:CYP1A2; Disease_Accession_Id:PA444065;
Drug_Name:phenytoin; Drug_Accession_Id:PA450947;]

GLAV
Rule

```
PharmGKBPathways(NAME,ACCESSION_ID, GENE_ACCESSION_ID, DISEASE_NAME,  
    GENE_NAME,DISEASE_ACCESSION_ID,DRUG_NAME,DRUG_ACCESSION_ID) →  
    Pathway(uri(ACCESSION_ID)) ^ label(uri(ACCESSION_ID), NAME) ^  
    involves(uri(ACCESSION_ID), uri(GENE_ACCESSION_ID)) ^  
    isTargetedBy(uri(ACCESSION_ID), uri(DRUG_ACCESSION_ID)) ^  
    isDisruptedBy(uri(ACCESSION_ID), uri(DISEASE_ACCESSION_ID)) ^  
    Gene(uri(GENE_ACCESSION_ID)) ^ label(uri(GENE_ACCESSION_ID), GENE_NAME) ^  
    Drug(uri(DRUG_ACCESSION_ID)) ^ label(uri(DRUG_ACCESSION_ID), DRUG_NAME) ^  
    Disease(uri(DISEASE_ACCESSION_ID)) ^  
    label(uri(DISEASE_ACCESSION_ID), DISEASE_NAME)
```

Output
RDF

```
@prefix s: <http://www.semanticweb.org/ontologies/bio/> .  
s:Pathway_PA145011115 a category:Pathway .  
s:Gene_PA27093 a category:Gene .  
s:Drug_PA450947 a category:Drug .  
s:Disease_PA444065 a category:Disease .  
s:Pathway_PA145011115 property:Label "Phenytoin Pathway (PK)" .  
s:Pathway_PA145011115 property:Involves s:Gene_PA27093 .  
s:Pathway_PA145011115 property:IsTargetedBy s:Drug_PA450947 .  
s:Pathway_PA145011115 property:IsDisruptedBy s:Disease_PA444065 .  
s:Gene_PA27093 property:Label "CYP1A2" .  
s:Drug_PA450947 property:Label "phenytoin" .  
s:Disease_PA444065 property:Label "Epilepsy" .
```

Interface can show RDF of single data cell

PharmGKBPathways

Add Parent

Pathway

isTargetedBy involves isDisruptedBy

Drug Gene Disease

pharmGKBId	name	pharmGKBId	name	pharmGKBId	name	pharmGKBId	name
ACCESSION_ID	NAME	DRUG_ACCESSION_ID	DRUG_NAME	GENE_ACCESSION_ID	GENE_NAME	DISEASE_ACCESSION_ID	DISEASE_NAME
PA2039	Methotrexate Pathway	PA452621	antineoplastic agents	PA267	ABCB1	PA443434	Arthritis, Rheumatoid
PA2040	Thiopurine Pathway	PA452621	antineoplastic agents	PA397	ABCC4	PA446116	Inflammatory Bowel Diseases
PA145011108	Statin Pathway (PK)	PA448500	atorvastatin	PA267	ABCB1	PA443635	Cardiovascular Diseases
PA145011115	Phenytoin Pathway (PK)	PA450947	phenytoin	PA27093	CYP1A2	PA444065	Epilepsy
PA164713560	IL22 soluble receptor signaling pathway ...						
PA164713561	alpha-synuclein and parkin-mediated prot ...						
PA164713575	endocytotic role of ndk phosphins and d ...	PA1					
PA154423660	Bisphosphonate Pathway						
PA2025	Etoposide Pathway						Breast Neoplasms
PA2027	Glucocorticoid and Inflammatory genes Pa ...	PA					

Cell Value

Cell Value:
PA450947

RDF triples:

```
@prefix category: <http://halowiki/ob/category#> .
@prefix property: <http://halowiki/ob/property#> .
@prefix s: <http://localhost/source/> .

s:Pathway_PA145011115 a category:Pathway .
s:Drug_PA450947 a category:Drug .
s:Pathway_PA145011115 property:isTargetedBy s:Drug_PA450947 .
s:Drug_PA450947 property:pharmGKBId "PA450947" .
```

Show: 10 20 50 records

Previous Next

```
s:Gene_PA267 property:pharmGKBId "PA267" .
s:Pathway_PA2039 property:isDisruptedBy s:Disease_PA443434 .
s:Disease_PA443434 property:name "Arthritis, Rheumatoid" .
s:Disease_PA443434 property:pharmGKBId "PA443434" .
s:Pathway_PA2039 property:isTargetedBy s:Drug_PA452621 .
s:Drug_PA452621 property:name "antineoplastic agents" .
s:Drug_PA452621 property:pharmGKBId "PA452621" .
s:Pathway_PA2039 property:name "Methotrexate Pathway" .
s:Pathway_PA2039 property:pharmGKBId "PA2039" .

s:Pathway_PA2040 a category:Pathway .
s:Gene_PA397 a category:Gene .
s:Disease_PA446116 a category:Disease .
s:Drug_PA452621 a category:Drug .
s:Pathway_PA2040 property:involves s:Gene_PA397 .
s:Gene_PA397 property:name "ABCC4" .
s:Gene_PA397 property:pharmGKBId "PA397" .
s:Pathway_PA2040 property:isDisruptedBy s:Disease_PA446116 .
s:Disease_PA446116 property:name "Inflammatory Bowel Diseases" .
s:Disease_PA446116 property:pharmGKBId "PA446116" .
s:Pathway_PA2040 property:isTargetedBy s:Drug_PA452621 .
s:Drug_PA452621 property:name "antineoplastic agents" .
s:Drug_PA452621 property:pharmGKBId "PA452621" .
s:Pathway_PA2040 property:name "Thiopurine Pathway" .
s:Pathway_PA2040 property:pharmGKBId "PA2040" .

s:Pathway_PA145011108 a category:Pathway .
s:Gene_PA267 a category:Gene .
```

- **We evaluated our approach by integrating the same bioinformatics sources integrated by Becker et al.**
 - PharmGKB
 - ABA
 - KEGG Pathway
 - UniProt
- **We measured the following metrics:**
 - Equivalence of the mappings generated by Karma to the manually generated Becker et al. R2R mappings
 - The effort required to produce the mappings in terms of the user actions required per source

Evaluation Results

Source	Table Name	# Columns	# User Actions		
			Assign Type	Specify Relationship	Total
PharmGKB	Genes	8	8	0	8
	Drugs	3	3	0	3
	Diseases	4	4	0	4
	Pathways	5	2	1	3
ABA	Genes	6	3	0	3
KEGG Pathway	Pathways	6	3	1	4
	Diseases	2	2	0	2
	Genes	1	1	0	1
	Drugs	2	2	0	2
UniProt	Genes	4	1	0	1
		Total: 41	Total: 29	Total: 2	Total: 31
			Avg. User Actions/Property = 31/41 = 0.76		

There are 24 unique semantic types and the system started with no training data

If we had already learned those, a total of 7 user actions would have been required

→ 0.17 avg user actions!

- **Mapping Databases into RDF**
 - D2R & R2R [Bizer & Cyganiak, 2006, Bizer & Shultz, 2010]
 - Semion [Nuzzolese, Gangemi, Presutti, & Ciancarini, 2010]
 - *Maps a database into RDF using the DB schema*
 - *Manually defines the mappings of triples to another ontology*
- **Ontology Matching**
 - [Doan et al., 2000]
 - *Learn mappings to the ontology using data, but would be analogous to just doing the semantic typing*
- **Schema Matching**
 - [Rahm et al., 2001]
 - *Generates alignments between schemas, not a fine-grained model of the data*
- **Semantic Integration of Bioinformatics Data**
 - Bio2RDF [Belleau et al., 2008]
 - *Manual conversion of sources into RDF*

- **Rapidly map existing data sources into ontology**
 - Automates as much of the mapping as possible
 - Allows the user to easily refine the mapping
- **Data exchange: generate RDF**
- **Data integration: query sources using ontology**
- **Current/Future Directions:**
 - Model semantic (linked data) services
 - XML, RDF, nested relational sources
 - Add data cleaning and record linkage capabilities
 - Mediator support

- **More information/papers available on Karma:**
 - <http://www.isi.edu/~knoblock>
- **Contact:**
 - Craig Knoblock: knoblock@isi.edu
 - Pedro Szekely: pszekely@isi.edu
 - Jose Luis Ambite: ambite@isi.edu
- **Software:**
 - Software is available as open source under the Apache license
 - <https://github.com/InformationIntegrationGroup/Web-Karma-Public>